




# Aylsham High School

*Part of the Aylsham Learning Federation  
It takes a Whole Community to Educate a Child*

# Options booklet

## 2021-22

**Your choices at 12/13+ and subjects to  
study in key stage 4**



**Business &  
Enterprise**



**LEADERSHIP for LEARNING**  
The Cambridge Network



# Contents

Introduction, advice and help .....	2
<b>Core subjects .....</b>	<b>2</b>
English Language GCSE .....	2
English Literature GCSE .....	2
Mathematics GCSE.....	2
Combined Science GCSE .....	2
Physical Education.....	2
Religious Studies GCSE .....	2
Business Enterprise .....	2
Computing .....	2
PSHCEE .....	2
<b>Options subjects .....</b>	<b>2</b>
Art & Design - Fine Art GCSE .....	2
Art & Design - Graphic Communications GCSE .....	2
Art & Design - Textile Design GCSE .....	2
Business GCSE .....	2
Computer Science GCSE.....	2
Creative iMedia Cambridge National.....	2
Design and Technology GCSE .....	2
Design and Technology – Unit Award Scheme Level 1 .....	2
Drama GCSE.....	2
Food Preparation and Nutrition GCSE .....	2
French GCSE.....	2
Geography GCSE .....	2
Introduction to the Hair and Beauty Sector.....	2
Health and Social Care Cambridge National .....	2
History GCSE.....	2
Music GCSE .....	2
Music BTEC.....	2
Physical Education GCSE.....	2
AHS Sports Diploma .....	2
Separate Sciences GCSE .....	2
Work related courses/Construction, Engineering and Manufacturing (CEM) .....	2
I.C.E Course .....	2

## Introduction, advice and help

Who can help you to understand the options choices you need to make?

This booklet is designed to give parents and students information about courses at GCSE, BTEC, Cambridge Nationals, VTCT and Entry Level (OCN). This is an important time for all students as they progress on to key stage 4. Up until this point in their education all students have studied all parts of the curriculum but now they start to choose the subjects that interest them.

The national curriculum stipulates the subjects which must be taught for much of the allotted time. There is, however, an element of choice involved which enables students to choose particular GCSE and vocational courses which may be suited to their abilities and interests. They should also bear in mind their possible future career although, at this stage, the aim is to keep as many options open as is possible.

We have a very broad range of option subjects which we believe will allow all students to reach their potential. When making your decision, try to talk to as many people as possible and consider subjects that interest you the most and will provide you with the best preparation for when you leave AHS.

**Mr D. Spalding - Headteacher**

**Mr P. Brockington - Deputy Headteacher**

Any of the following people will be happy to advise or help you at any time. Do not be afraid to ask; being happy with your studies is very important.

Mr E Clarke	-	Head of Blickling
Mr J Sexton	-	Head of Felbrigg
Ms K Harris	-	Head of Holkham
Mr T Allen	-	Head of Mannington
Mrs S Thomas	-	Head of Wolterton
Mr C Bridge	-	Deputy Headteacher
Mr P Brockington	-	Deputy Headteacher
Mrs K Garnham	-	Deputy Headteacher
Mr D Sweatman	-	Head of Nurture
Mrs Durand	-	Careers Guidance Advisor and Coordinator

**Remember, the more time you give to making your choices, the more likely you are to enjoy them.**

## What will you study from year 9 onwards?

The national curriculum and the introduction of the English Baccalaureate dictate most of what students should study at key stage 4.

- English
- Mathematics
- Combined science
- Physical education (non-examination)
- Religious studies
- Personal, Social, Health, Citizenship and Economic Education (PSHCEE)
- **Business enterprise (year 9 only)**
- **Computing (year 9 only)**
- French
- Geography or history

Together these subjects are called the **academic core curriculum**.

## What is the English Baccalaureate

The English Baccalaureate is the name given to the core curriculum. A student will have achieved the English Baccalaureate if they achieve GCSE grades 9-5 in English Language, maths, two sciences (one of which can be computer science as well as the traditional science subjects), a modern foreign language (we offer French) and a humanity (history or geography).

In 2015 the Government again stressed the importance of students gaining the English Baccalaureate and have stated that:

Every child, no matter what their background, should receive an education that opens doors to their future and prepares them to realise their potential in adult life. Central to achieving that is ensuring that young people develop the body of knowledge and skills that allows them to succeed not just in modern Britain but in the modern world.

At its most basic that means young people leaving school fully literate and numerate, with an understanding of the history and geography of the world they inhabit, its workings as revealed by the findings of science, and a grasp of languages other than their own. This academic core shouldn't be the preserve of an academic elite, it should be the basic right of every single child.

For some students it would be wrong for them to pursue a language and humanity to 16 and the Government recognise this. At Aylsham we expect almost all students to carry on studying a language and humanity in year 9. Then in years 10 and 11 those students that are able (the majority) must carry on with a language and humanity and almost all other students must, as one of their options, choose from either geography, history, separate sciences or computer science GCSE.

## Technical terms explained

Each subject description will explain to you what you will be expected to do in the course. Some courses require you to complete controlled assessments; this is work completed during the course that will count towards the final grade. Most require you to sit a final examination at the end of the course.

You will also be told which examination board sets your tests or exams or moderates your coursework. Each exam board requires high standards, although sometimes they want different things from you, which is why different subjects choose different exam boards.

The following abbreviations also appear:

## **GCSE**

This is the exam qualification you will take in the majority of your courses. It stands for the General Certificate of Secondary Education. It tests the full range of ability and is suitable for all learners. New style reformed GCSE awards grades from 9-1 (where 9 is high and 1 low).

The amount of coursework and controlled assessment has been reducing within GCSEs in recent years to the point where many GCSEs are assessed by exam only. This means that if students are to perform at a good level there is a necessity for them to both learn **and** apply the core knowledge in each subject. Teachers have produced core knowledge questions and answers to help with this and many successful students use parents and other family members to help them learn this knowledge. Once that has been done past paper questions then need completing to ensure this knowledge can be applied correctly.

## **BTEC, Cambridge National, VTCT and OCN**

These are work-related qualifications suitable for a wide range of students, built to accommodate the needs of employers and allow progression to university. They are recognised by many schools, colleges, universities, employers and professional bodies across the United Kingdom and in over 100 countries worldwide. They provide a practical, real-world approach to learning without sacrificing any of the essential subject theory.

BTEC courses are at both Level 1 and 2, Cambridge Nationals also cover both Level 1 and 2 and VTCT is Level 1.

Level 1 courses focus on providing the skills and attributes for the world of work. These courses are all offered at the next level at our post 16 colleges. Level 1 courses are not really suitable for students that will be looking to study A level, or equivalent, courses at age 16.

It is the ***approach to learning*** which is the main difference between these qualifications and GCSEs. They currently place great emphasis on the key skills of:

- communication
- application of number
- use of information technology
- improving own learning and performance
- working with others
- problem solving

There is far more reliance on you, the student, in taking responsibility for your own target setting and learning than you will find in most single award GCSE courses. The regular assessment of your work against key criteria is another significant difference in the way in which these courses run.

This assessment model allows you to track your performance month to month to set yourself new targets for achievements and work components to complete. There is also a greater emphasis upon providing evidence of achievement in a variety of formats, using photos, video and other visual evidence, as well as the written word. There is, however, one external examination equivalent to at least 25% of your final mark in the level 2 courses.

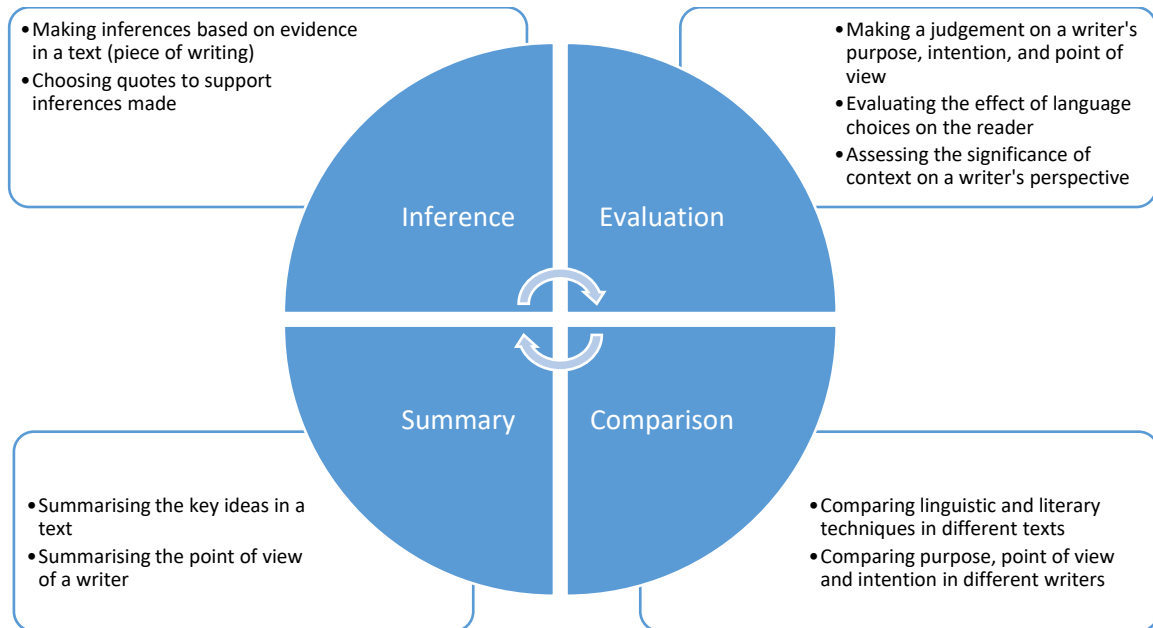
**Core subjects**

# English Language GCSE

Exam board - AQA

Ms J Bates (Acting Head of English)

The English Language GCSE gives students the opportunity to use the skills they have developed in the subject over the course of key stage three. These skills are outlined below along with suggested activities to help support with revision at home.



## Activities to revise for the English Language GCSE

The most important thing any student can do to revise for the English Language GCSE is read. Students should read widely – both fiction and non-fiction – because the ability to interpret and understand language in unseen texts is essential to success. There are some activities that can be done to practice the other skills required for the examination, specifically:

Summary	Read an article from a news website and summarise the main facts in your own words; summarise an article from a news website using quotes; paraphrase or repeat back instructions given to you at home; summarise your learning in a particular subject on a particular day; bullet point what happened in a chapter of a fiction book in the right order
Inference	Look at the headlines on a news website and make inferences on the content of the story (research new information to help); read the first page in a fiction book and see what you can infer about the genre of the story from the language; choose a page from a fiction book and read – see what you can infer about the main character from the language used on that page
Evaluation	Look at an advert (print or TV) and evaluate the effect on the audience of a specific word choice; read a comment article on a newspaper website and make a judgement on the writer's point of view; find a



	description of a character in a fiction book and evaluate the effect of the language used on your understanding of the character
Comparison	Anthology poetry work is great for this: Choose two poems from the literature anthology and compare two poets' use of language to get their point across; choose a different two poems and write a summary of each poet's point of view, drawing in context to help infer why they felt this way

## Writing

Marks for the writing section of the examination are split into two areas, as shown in the table below. The criteria listed in each column represent the ingredients of all good writing. It is worth remembering that students will have identified and evaluated all of these criteria in the writing of others for the reading examination above; the writing section of the examination is about showing the examiner that you know how to do those things in your own writing, too.

<b>Content and organisation 24 marks</b>	<b>Spelling, punctuation, and grammar 16 marks</b>
Paragraphs - used clearly	Spelling – accurate and consistent
Ideas – varied and relevant	Punctuation – varied and used for effect
Structure – carefully crafted and impactful	Grammar – consistent and controlled
Vocabulary – precise and ambitious (tier 2 and 3)	Sentence forms – varied and used for effect
Techniques – well-chosen and effective	

## Spoken language

Presenting information and ideas: selecting and organising information and ideas effectively and persuasively for prepared spoken presentations; planning effectively for different purposes and audiences; making presentations and speeches.

Responding to spoken language: listening to and responding appropriately to any questions and feedback.

Spoken Standard English: expressing ideas using Standard English whenever and wherever appropriate.

## The examination

This qualification is 100% final examination. There will be two papers, carrying 50% weighting each.

### **Paper 1 – 1hr 45 mins – 80 marks**

Section A: Reading of one literature fiction text and answering 4 questions

Section B: Writing either a descriptive piece or a narrative piece.

### **Paper 2 – 1hr 45 mins – 80 marks**

Section A: Reading of one non-fiction text and one literary non-fiction text linked in theme and answering 4 questions.

Section B: Writing to present a viewpoint

Spoken Language 0% of GCSE. Result reported separately. One presentation with questions.

## English Literature GCSE

Exam board - AQA

Ms J Bates (Acting Head of English)

### Paper 1: Shakespeare and the 19<sup>th</sup> century novel

Written exam: 1 hr 45 mins - 64 marks - 40% of GCSE

#### Section A

Shakespeare – students will answer one question on the play they have studied. They will be asked to write in detail about an extract from the play and then to write about the play as a whole.

#### Section B

The 19<sup>th</sup> Century Novel: Students will answer one question on the novel they have studied. They will be required to write in detail about an extract from the novel and then to write about the novel as a whole.

### Paper 2: Modern texts and poetry

Written exam: 2hr 15 mins - 96 marks - 60% of GCSE

**Section A** Modern texts: students will answer one essay question from a choice of two on the modern prose or drama text they have studied.

**Section B** Poetry: students will answer one comparative question on one named poem printed on the paper and one other poem from their chosen anthology cluster. Students will study 15 poems.

**Section C** Unseen poetry: Students will answer one question on one unseen poem and one question comparing this poem with a second unseen poem.

### Choice of texts for English Literature:

#### Shakespeare:

- Macbeth
- Romeo and Juliet
- The Tempest
- The Merchant of Venice
- Much Ado About Nothing
- Julius Caesar

**19<sup>th</sup> century novel:** choose one of the following:

- Robert Louis Stevenson - The Strange Case of Dr Jekyll and Mr Hyde
- Charles Dickens - A Christmas Carol
- Charles Dickens - Great Expectations
- Charlotte Brontë - Jane Eyre
- Mary Shelley - Frankenstein
- Jane Austen - Pride and Prejudice
- Sir Arthur Conan Doyle - The Sign of the Four

**Modern texts:** choose one of the following:

**Drama**

- J B Priestley - An Inspector Calls
- Willy Russell - Blood Brothers
- Alan Bennett - The History Boys
- Dennis Kelly - DNA
- Simon Stephens - The Curious Incident of the Dog in the Night-Time (play script)
- Shelagh Delaney - A Taste of Honey

**Prose**

- William Golding - Lord of the Flies
- AQA Anthology - Telling Tales
- George Orwell - Animal Farm
- Kazuo Ishiguro - Never Let Me Go
- Meera Syal - Anita and Me
- Stephen Kelman - Pigeon English

**Poetry**

There is a choice of two clusters, each containing 15 poems. The poems in each cluster are thematically linked and were written between 1789 and the present day.

The titles of the two clusters are:

- Love and relationships
- Power and conflict

Students should study all 15 poems in their chosen cluster and be prepared to write about any of them in the examination.

### Skills

In studying the set texts students should have the opportunity to develop the following skills.

#### Reading comprehension and reading critically

Literal and inferential comprehension: understanding a word, phrase or sentence in context; exploring aspects of plot, characterisation, events and settings; distinguishing between what is stated explicitly and what is implied; explaining motivation, sequence of events, and the relationship between actions or events.

Critical reading: identifying the theme and distinguishing between themes; supporting a point of view by referring to evidence in the text; recognising the possibility of and evaluating different responses to a text; using understanding of writers' social, historical and cultural contexts to inform evaluation; making an informed personal response that derives from analysis and evaluation of the text.

Evaluation of a writer's choice of vocabulary, grammatical and structural features: analysing and evaluating how language, structure, form and presentation contribute to quality and impact; using linguistic and literary terminology for such evaluation.

Comparing texts: comparing and contrasting texts studied, referring where relevant to theme, characterisation, context (where known), style and literary quality; comparing two texts critically with respect to the above.

#### Writing

Producing clear and coherent text: writing effectively about literature for a range of purposes such as: to describe, explain, summarise, argue, analyse and evaluate; discussing and maintaining a point of view; selecting and emphasising key points; using relevant quotation and using detailed textual references.

Accurate Standard English: accurate spelling, punctuation and grammar.

## Mathematics GCSE

Exam board - AQA

Mr A McElwee (Head of Mathematics)



Mathematics at GCSE builds upon the foundations that have been laid down in years 7 to 9. Students will now have 7 lessons a fortnight and will revisit many of the topics they have met before, increasing their level of confidence before moving on to master the more demanding concepts and techniques they will now require.

By the end of the course students should demonstrate that they are able to:

- develop fluent knowledge, skills and understanding across a range of mathematical methods and concepts
- acquire, select and apply the correct mathematical techniques to solve a variety of problem
- reason mathematically, make deductions and inferences, draw conclusions and pass comment on the work of others
- comprehend, interpret and communicate mathematical information presented in a variety of formats appropriate to the information and context.

### Setting and assessment

Students are placed into 1 of 8 sets based upon their performance in tests throughout the previous year and teacher recommendation. Sets B1, B2 and B3 will study higher tier GCSE whilst sets B4, B5, B6, A1 and A2 will study foundation tier GCSE.

There is no coursework component in GCSE maths; both tiers are assessed entirely by written examination at the end of year 11. There will be 3 papers which each carry a weighting of  $33\frac{1}{3}\%$ ; the 2<sup>nd</sup> and 3<sup>rd</sup> papers require the use of a calculator.

### Parent/carer support

We know that parent/carer support has a major impact upon how well children do at school. Parents and carers want their children to behave in school, to try their best and to be successful; they are also keen to help their children but may be unsure about the best way to do this. We appreciate any form of parent/carer support; taking an interest helps to reinforce the partnership that should exist between home and school.

Parents and carers can take practical steps to ensure their child is prepared for their maths lessons by checking they have a scientific calculator and geometry set (available for £8 and £1:50 respectively from parent pay). Parents/carers can also help by ensuring that their child is revising for assessments during the course. The YouTube channel **A Star Learning** has been created to support them with this or you can access the new website at <https://www.astarlearning.co.uk/>.

If at any stage you have any questions about this GCSE, please do not hesitate to contact your child's maths teacher.

## Combined Science GCSE

Exam board - Edexcel

Mrs M Beale (Head of Science)

	Combined Science	Separate Science												
<b>Accessibility</b>	All abilities can access this course	All abilities can access this course												
<b>Exam board</b>	Edexcel	Edexcel												
<b>Number of GCSE's awarded at the end of the course</b>	2	3												
<b>Exam papers</b>	<table border="1"> <tr> <td> <b>Biology 1</b>                      Paper 1                      1hr 10                      60 marks                 </td> <td> <b>Chemistry 1</b>                      Paper 3                      1hr 10                      60 marks                 </td> <td> <b>Physics 1</b>                      Paper 5                      1hr 10                      60 marks                 </td> </tr> <tr> <td> <b>Biology 2</b>                      Paper 2                      1hr 10                      60 marks                 </td> <td> <b>Chemistry 2</b>                      Paper 4                      1hr 10                      60 marks                 </td> <td> <b>Physics 2</b>                      Paper 6                      1hr 10                      60 marks                 </td> </tr> </table>	<b>Biology 1</b> Paper 1 1hr 10 60 marks	<b>Chemistry 1</b> Paper 3 1hr 10 60 marks	<b>Physics 1</b> Paper 5 1hr 10 60 marks	<b>Biology 2</b> Paper 2 1hr 10 60 marks	<b>Chemistry 2</b> Paper 4 1hr 10 60 marks	<b>Physics 2</b> Paper 6 1hr 10 60 marks	<table border="1"> <tr> <td> <b>GCSE (9-1) Biology</b>  <b>Biology 1</b>                      Paper 1                      1hr 45                      100 marks                 </td> <td> <b>GCSE (9-1) Chemistry</b>  <b>Chemistry 1</b>                      Paper 1                      1hr 45                      100 marks                 </td> <td> <b>GCSE (9-1) Physics</b>  <b>Physics 1</b>                      Paper 1                      1hr 45                      100 marks                 </td> </tr> <tr> <td> <b>Biology 2</b>                      Paper 2                      1hr 45                      100 marks                 </td> <td> <b>Chemistry 2</b>                      Paper 2                      1hr 45                      100 marks                 </td> <td> <b>Physics 2</b>                      Paper 2                      1hr 45                      100 marks                 </td> </tr> </table>	<b>GCSE (9-1) Biology</b> <b>Biology 1</b> Paper 1 1hr 45 100 marks	<b>GCSE (9-1) Chemistry</b> <b>Chemistry 1</b> Paper 1 1hr 45 100 marks	<b>GCSE (9-1) Physics</b> <b>Physics 1</b> Paper 1 1hr 45 100 marks	<b>Biology 2</b> Paper 2 1hr 45 100 marks	<b>Chemistry 2</b> Paper 2 1hr 45 100 marks	<b>Physics 2</b> Paper 2 1hr 45 100 marks
<b>Biology 1</b> Paper 1 1hr 10 60 marks	<b>Chemistry 1</b> Paper 3 1hr 10 60 marks	<b>Physics 1</b> Paper 5 1hr 10 60 marks												
<b>Biology 2</b> Paper 2 1hr 10 60 marks	<b>Chemistry 2</b> Paper 4 1hr 10 60 marks	<b>Physics 2</b> Paper 6 1hr 10 60 marks												
<b>GCSE (9-1) Biology</b> <b>Biology 1</b> Paper 1 1hr 45 100 marks	<b>GCSE (9-1) Chemistry</b> <b>Chemistry 1</b> Paper 1 1hr 45 100 marks	<b>GCSE (9-1) Physics</b> <b>Physics 1</b> Paper 1 1hr 45 100 marks												
<b>Biology 2</b> Paper 2 1hr 45 100 marks	<b>Chemistry 2</b> Paper 2 1hr 45 100 marks	<b>Physics 2</b> Paper 2 1hr 45 100 marks												
<b>Tiers of entry</b>	You can do foundation or higher tier But you must enter all 3 subjects and all 6 exams in the same tier	You can do foundation or higher tier You can choose different tiers for each subject But you have to have the same tier of entry for each exam within a subject (e.g. biology paper 1 and paper 2 would have to be the same tier)												
<b>Courses you can access after GCSE's</b>	All a-level sciences	All a-level sciences												

List of topics covered in the combined GCSE course

Biology	Chemistry	Physics
Microscopes	States of matter	Speed
Cells	Separation techniques	Acceleration
Enzymes	Atomic structure	Forces
Mitosis and meiosis	The periodic table	Newton's laws of motion
Stem cells	Ionic bonds	Momentum
The nervous system	Covalent bonds	Stopping distances
DNA	Allotropes of carbon	Crash hazards
Inheritance	Metals	Energy and energy efficiency
Evolution	Acids and alkalis and indicators	Generating electricity
Classification	Neutralisation	Longitudinal and transverse waves
Genetic modification	Reactions	Refraction
Diseases	Moles	The electromagnetic spectrum
Pathogens	Empirical formulae	Uses and dangers of the EM radiations
The immune system	Electrolysis	Radioactivity
Antibiotics	Reactivity	Background radiation
Photosynthesis	Ores	Half-life
Transpiration and translocation	Dynamic equilibrium	Work
Hormones	The alkali metals	Power
Diabetes	The halogens	Vector diagrams
The heart and cardiovascular system	Rates of reaction	Electric circuits
Ecosystems	Catalysts	Current and potential difference
Parasitism and Mutualism	Exothermic and endothermic reactions	Resistance
The water cycle	Hydrocarbons	Power
The Carbon cycle	Fractional distillation	Electrical safety
The Nitrogen cycle	Combustion	Magnets and magnetic fields
	The evolution of the atmosphere	Electromagnetism
	Climate change	Transformers and the national grid
		Density
		Changes of state
		Specific heat capacity
		Specific latent heat
		Gas temperatures and pressure
		Hook's law

## Extra information

### Tiered papers

Foundation tier papers are for candidates aiming at grades 1-5. Higher tier papers are for candidates aiming at grades 4–9. (There is an allowed grade 3 for those candidates who just miss the pass mark for the qualification, but if they miss the requirement for a grade 3, students would be awarded a U).

### Recalling equations

For physics GCSE, and the physics component of combined science, there are equations to remember and equations that candidates need to be able to apply (numbers differing depending on the route they take). There is no such requirement for chemistry or biology. Requirements, in terms of numbers of equations, are shown below.

#### Recall and apply

	Number in Combined Science	Number in Physics
Foundation	19	21
Higher	20	22

#### Apply only


	Number in Combined Science	Number in Physics
Foundation	6	7
Higher	8	11


### Mathematical skills


The breadth of mathematics to be assessed in science exams is specified by the Department of Education. This is a list of appropriate mathematical skills to be used in a science context. The level of challenge of the mathematics is specified by Ofqual as illustrated in this table:


Science exam tiers of entry	Level of challenge in mathematics skills
Foundation	KS3 level mathematics
Higher	Foundation tier level mathematics

These percentages are:

 Biology – 10%

 Physics – 30%

 Chemistry – 20%

 Combined Science – 20%

Distribution of mathematical skill questions in each paper is shown above.



### Marking of mathematical skills

Full marks are always awarded for the right answer. But marks are also given for working, including substitution and rearrangement. Credit is given where there are errors carried forward.

### Practical skills

At least 15% of marks assigned to the assessment of practical skills. This is assessment of both knowledge of core practicals, but also of the students' ability to apply that knowledge to new contexts, or to apply investigative skills to scenarios presented in the examinations.


### Grading

For **separate science**, students will achieve a whole grade for each biology, chemistry and physics. These grades are independent to each other; performance in one subject does not affect the grade in another.

For **combined science**, the marks from each paper is totaled to provide an overall mark out of 360. This then translates to a grade. In combined science you get 2 GCSE's. The grades will be transferred from a mark to the scale below.

A grade 4-4 would represent 2 grade 4's.

A grade 3-4, would represent a student achieving a grade 3 and a grade 4 in their combined science GCSE.

																	
Grade	1-1	1-2	2-2	2-3	3-3	3-4	4-4	4-5	5-5	5-6	6-6	6-7	7-7	7-8	8-8	8-9	9-9
Tier	Foundation Tier						Higher Tier										

## Physical Education

Core Curriculum

Mr S Claxton (Head of PE)

### Level of qualification

There is no qualification for compulsory core PE. You will have 4 lessons per fortnight.

### Course of study

In core PE you will develop your skills, knowledge and understanding in the traditional sports as well as having the opportunity to try new activities. In years 10 & 11 you will be able to select practical activities to study throughout the course and will be encouraged to achieve as high a standard as possible. If you select not to opt for the Aylsham High Sports Leaders Award some activities will be compulsory.

### Personal qualities and aptitudes required

- Enthusiasm and willingness to improve your skill, knowledge and understanding of the activities
- Organisation with kit

### Usefulness of the course for further education & careers

- To develop co-operation, communication and leadership skills
- To develop your practical skills, performance and confidence
- To give you the confidence to continue a healthy, active lifestyle outside of school

### Aylsham High Sports Leaders Award

The award will be offered to students in year 10 as an option during core PE. The teaching and assessment of the award will take approximately 1 term. Students are required to complete volunteering hours as sports leaders to pass the course.

## Religious Studies GCSE

Exam board - AQA

Miss H Jacquet (Head of Religious Studies)

### Course of study including homework

All students will study a full course in this subject as is required by law and by the belief that religious studies' contribution to the curriculum at key stage 4 is important for student development and maturity.

This course will challenge students with questions about belief, values, meaning, purpose and truth, enabling them to develop their own attitudes towards religious issues. They will also gain an appreciation of how religion, philosophy and ethics form the basis of our culture. They will develop analytical and critical thinking skills, the ability to work with abstract ideas, leadership and research skills. All these skills will help prepare them for further study.

In component 1 students will answer questions on the beliefs, teachings and practices of two religions: Christianity and Islam. In component 2 they will also answer questions about 4 of 6 possible religious, philosophical and ethical studies themes. The themes are:

- Theme A: Relationships and families.
- Theme B: Religion and life.
- Theme C: The existence of God and revelation.
- Theme D: Religion, peace and conflict.
- Theme E: Religion, crime and punishment.
- Theme F: Religion, human rights and social justice.

Each component is worth 50% of the GCSE and will be assessed at the end of the course in a 1 hr and 45 minutes written exam.

Students will be required to learn core-knowledge and keywords throughout the course. Therefore regular homework tasks will be set by teachers.

### Personal qualities and aptitudes useful for this course

All students can study this subject. All students will have opinions and experiences that will be useful. An open mind, a determination to complete the tasks set and to make the most of this opportunity to pick up a good grade - these are all important. The lessons are varied and aim to encourage discussion.

### Usefulness of the course for further education

Excellent preparation for further study at college in religious studies, philosophy, psychology, media studies, sociology, drama, English, health and social care as well as vocational qualifications to do with leisure and tourism or working with people of all faiths.

### Usefulness of the course for careers

Excellent preparation for careers in community work, education, carework, medicine, church and charity, travel, law, communications and the media.

**Thoughts of students who have studied GCSE religious studies:**

*'I've really enjoyed doing the religious studies full course – it's made me think about things I wouldn't otherwise have thought about.'*

*'There's always loads to debate in religious studies, so as long as you can argue, you'll be fine!'*

*'I like the fact that you get to give your own opinion and nobody preaches to you or tells you what you should think.'*

*'I think it's really important these days to understand more about religions like Islam because you hear so much about them.'*

## **Business Enterprise**

Core – taught in year 9 only

Miss Wright (Head of Business and Enterprise)

You will have two enterprise lessons over the two week school timetable.

The year 9 core enterprise scheme of work builds on the work completed in both years 7 and 8. After successfully establishing a good understanding of the key enterprise skills, year 9 aims to provide a practical simulated environment in which to test and apply the enterprise skills with affect.

The course will involve the completion of three projects to include;

- running a business
- a job related study
- the economy and personal finance

There will be a variety of group work and independent tasks to complete. Students will be assessed related to their attitude, effort and outcome.

## Computing

Core – taught in year 9 only

Miss D Collins (Head of Computing)

The high-quality computing education provided here at Aylsham equips students to use computational thinking and creativity to understand and change the world. Computing has deep links with mathematics, science and design and technology and provides insights into both natural and artificial systems. The core of computing is computer science, in which students learn about the principles of information and computation, how digital systems work and how to put this knowledge to use through programming. Computing also ensures that students become digitally literate – able to use, express themselves and develop their ideas through information and communication technology – at a level suitable for the future workplace and as active participants in a digital world.

### Level of qualification

There is no qualification for core computing. You will have three lessons per two - week timetable cycle. However the year 9 course covers the national curriculum requirements for key stage 4.

### Course of study

In key stage 4 you must have the opportunity to follow examination courses which will enable you to progress to higher levels of study post 16. Our option programme offers these courses.

In the year 9 core programme you will have an opportunity to develop your capability, creativity and knowledge of computer science, digital literacy and information technology. You will develop and apply your analytical, problem-solving, design and computational thinking skills. You will also understand how changes in technology affect your safety, including ways to protect your online privacy and identity and how to identify and report concerns.

### Usefulness of the course for further education and careers

Computational thinking has been a major tool in our country's economic success. Whether or not these skills are accompanied by a formal qualification, many employers, whilst valuing ICT skills, prefer employees who are able to influence the software design process through their ability to understand abstraction, algorithms, logic and data representation.

## **PSHCEE**

Personal, Social, Health, Citizenship and Economic Education - Core

Mr J Sexton (Lead Teacher)

### **Course of study**

This course will focus on your continuing personal development. You will work on PSHCEE topics during form time and during curriculum collapse days. The course will be supported by form tutors and external providers with expertise in a wide and varied range of topics.

The course will cover the following topics:

- Aspects of the law
- Careers education and guidance
- Enterprise and economic awareness
- Environmental issues
- Citizenship
- Health
- Drugs
- Sex education

To help with course topics, but also to aid your studies in other school subjects, key skills, action planning and brain-based learning techniques will be employed and you will be encouraged to use these skills as frequently as possible.

**Options subjects**



## Art & Design - Fine Art GCSE

Exam board - Edexcel

Miss H Homewood (Head of Art & Design)

<https://youtu.be/MkFfdUxizlo>



**Please note: the following outline for this course is based on the long standing structure used prior to Covid-19. It is hoped that this structure will be reinstated as soon as possible.**

### Course of study

The fine art course places emphasis on the processes by which artwork is produced as well as the finished work. The programme of study is presented as a means of gathering a broad understanding of art practices whilst providing the opportunity for in-depth study through thematic projects. Drawing is an **essential** part of all aspects of the course. In addition you will be expected to experiment with a variety of traditional and digital media including painting, printmaking, collage, photography and computer software to develop ideas on this course.

Taught lessons make up a large part of the course, but you will also be expected to develop your own ideas **independently** in any media which you feel is appropriate. You will also be expected to study the work of other artists and to make relevant connections with your own work.

You will be set formal homework tasks initially during the progression of each new project and later, towards the final stages of the project, you will be expected to initiate your own personal homework tasks according to your chosen research area. This will include general investigation of the theme, observational drawing and photographs, sketchbook presentation, studying the work of other artists, generating ideas and experimenting with media and techniques.

**It is essential that this personal study commitment is taken seriously as all students are expected to spend at least 3 hours per week (out of class hours) keeping their sketchbook up to date.**

**An after school club is provided once a week so that students can use the art department's facilities.**

### Course structure

#### Component 1 Coursework

Students will work on four thematic mini projects to build skills and understanding of GCSE assessment objectives. This is followed by a 9 week project to develop the attitudes, skills and knowledge required to successfully undertake the unit 1: personal portfolio. This culminates in a 10 hour exam which completes the coursework component: 60% of the final grade.

#### Component 2 Externally Set Assignment and Terminal examination

In February students respond to an externally set theme by the examination board for 9 weeks followed by a 10 hour exam. The externally set assignment accounts for 40% of the final grade.

### Preparatory work

This should be presented in sketchbooks and will be required for all projects including the externally set assignment. You will be responsible for providing and maintaining these sketchbooks in which you will present **detailed** evidence of your studies through each unit. **It should be noted that 75% of the total marks for unit 1 and 2 are awarded for preparatory work presented in your sketchbooks.**

### Exhibition

After the terminal examination has been completed, you will be expected to mount an exhibition of your work for internal assessment and external moderation. Your exhibition will consist of your personal portfolio work and your externally set assignment work.

### Equipment and storage requirements

You will need to provide 3 sketchbooks to complete all units, including the externally set assignment. You will also need an A2 portfolio to keep your work in and to transport work to and from home. Whilst working at home, you may need various media such as watercolour paints, brushes, oil pastels, acrylics and a good set of colouring pencils etc. Completed coursework units will be kept at school and stored safely, ready for final moderation and exhibition.

**There will be a one off charge for sketchbooks and an A2 portfolio of £20 payable to Aylsham High School at the beginning of the course. For a further £10 you can purchase a set of acrylics as an optional extra to use at home.**

### Usefulness of the course for further education and careers:

There are numerous careers which can be followed in which art and design (fine art) would be an advantage (if not essential); ranging from hairdressing to architecture, photography to web design, illustration to product design. If you hope to work in the visual arts or design industries you will almost certainly need to study at college and possibly university. To progress to this level you will need a portfolio of artwork and this course provides the best opportunity to start building this body of work. A combination of fine art and graphic communication taken during the three year option choices would be an excellent foundation for those hoping to make college applications in this area of the curriculum. It is also worth noting that this course encourages both **analytical and creative thinking skills** and would be of benefit to anyone with an interest in the subject regardless of their career pathway. Speak to Miss Homewood or Miss Porter for advice.

### Personal qualities and aptitudes useful for this course:

- enjoy developing your own ideas independently in response to a given theme
- enjoy recording visual information through observational drawing and photography
- show enthusiasm and a desire to improve your own skills in a variety of media
- be able to communicate your thoughts and ideas both visually and in written form
- enjoy undertaking personal research using various resources e.g. libraries, internet, books, gallery visits.
- enjoy presenting work to a high standard
- **have a strong work ethic and commitment to homework (3 hours min a week)**
- **be prepared to meet strict deadlines**

## Art & Design - Graphic Communications GCSE

Exam board - Edexcel

Miss H Homewood (Head of Art & Design)

<https://youtu.be/ZmcCbFzplPs>



**Please note: the following outline for this course is based on the long standing structure used prior to Covid-19. It is hoped that this structure will be reinstated as soon as possible.**

### Course of study

The graphic communications GCSE offers students the opportunity to develop a range of **photographic and desktop publishing** skills in response to a series of commercial design 'briefs'. Students will have access to digital still cameras and use Adobe software including Photoshop, Illustrator and Bridge for various printed media briefs. Traditional media such as collage, drawing and printing will also be encouraged. Key to this course is the use of visual imagery to communicate a message to an audience. Briefs will include studying advertising, illustration and typography.

Project briefs will provide opportunities for students to develop their own interests and potentially make very real links with their activities in other subjects such as design and technology, business studies, ICT, music, drama, English, hairdressing, food preparation and nutrition and art.

Taught lessons make up a large part of the course, but you will also be expected to develop your own ideas **independently** in any media which you feel is appropriate. You will also be expected to study the work of other artists and to make relevant connections with your own work.

You will be set formal homework tasks initially during the progression of each new project and later, towards the final stages of the course, you will be expected to initiate your own personal homework tasks according to your chosen research area. This will include general investigation of the theme, observational drawing and photographs, sketchbook presentation, studying the work of other artists, generating ideas and experimenting with media and techniques.

**It is essential that this personal study commitment is taken seriously as all students are expected to spend at least 3 hours per week (out of class hours) keeping their sketchbook up to date.** It is unlikely that you will have the Adobe software at home and so it is **expected that some personal study is carried out in Room 19,19a and 20 at lunchtimes or at an after school club** that will run once a week.

### Course Structure:

#### Component 1 Coursework

Students will work on three thematic mini projects to build skills and understanding of GCSE assessment objectives. This is followed by a 7 week project to develop the attitudes, skills and knowledge required to successfully undertake the unit 1: personal portfolio. This culminates in a 10 hour exam which completes the coursework component: 60% of the final grade.

#### Component 2 Externally Set Assignment and Terminal examination

In February students respond to an externally set theme for 7 weeks followed by a 10 hour exam. The externally set assignment accounts for 40% of the final grade.

#### Preparatory work

This should be presented in work journals which will be required for all projects including the externally set assignment project. You will be responsible for providing and maintaining these work journals in which you will present **detailed** evidence of your studies through each unit. **It should be noted that 75% of the total marks awarded for both coursework and the terminal examination depends on work presented in your work journals.**

#### Exhibition

After the externally set assignment has been completed, you will be expected to mount an exhibition of your work for internal assessment and external moderation. Your exhibition will consist of your personal portfolio work and your externally set assignment work.

#### Equipment requirements

You will need to complete two work journals for the personal portfolio and one for the externally set assignment. You may also need an A3 portfolio to keep your work in and to transport work to and from home. Whilst working at home, you would be at a distinct advantage if you have access to a digital camera as this would create greater flexibility in terms of where and when you could take photographs. It should be noted that this camera does not need to be of a high specification and if a new purchase is being made your teacher will be happy to give advice. Mobile phones have been sufficient for most students. **There will be a one off charge for 3 sketchbooks, glue sticks and mounting board of £15 payable to Aylsham High School at the beginning of the course.**

#### Usefulness of the course for further education and careers:

This course is relevant to numerous careers from graphic designer, photographer, filmmaker, web designer, brand manager, art director in an advertising agency to working in any small business requiring promotional material. If you hope to work in the visual arts or design industries you will almost certainly need to study at college and possibly university. To progress to this level you will need a portfolio of artwork and this course would create an excellent opportunity to start building this body of work. Fine art and graphic communications, taken over the 3 options years, would be an excellent combination for those hoping to make college applications in this area. In terms of attitude and ways of thinking this course is relevant to anyone interested in a career that involves problem solving, working in teams and communicating ideas visually. Speak to Miss Homewood, Miss Porter or Mr Shearer for advice.

### Personal qualities and aptitudes useful for this course:

If you are thinking of taking GCSE graphic communication, you should:

- enjoy developing your own ideas in response to a client's needs
- enjoy recording visual information through observational drawing and photography
- show an enthusiasm and a desire to improve your own skills in a variety of digital media
- be able to communicate your thoughts and ideas both visually and in written form
- enjoy undertaking personal research using various resources e.g. libraries, internet, books, gallery visits.
- enjoy presenting work to a high standard
- be prepared to make a firm commitment to hard work, including 3 hours per week of homework**
- have good organizational skills
- enjoy working in teams
- be prepared to meet strict deadlines**


It is **essential** that this personal study commitment is taken seriously as all students will be expected to spend at **least 3 hours per week** keeping their work journal up to date. It is unlikely that you will have the Adobe software at home and so it is **expected that some personal study is carried out in Room 19,19a and 20 at lunchtimes or at an after school club** that will run once a week.

## Art & Design - Textile Design GCSE

Exam board - Edexcel

Miss Homewood (Head of Art & Design)

[https://youtu.be/fT\\_6cyS4I7I](https://youtu.be/fT_6cyS4I7I)



**Please note: the following outline for this course is based on the long standing structure used prior to Covid-19. It is hoped that this structure will be reinstated as soon as possible.**

### Course of study:

The textile design GCSE involves the creation, selection, manipulation and application of a range of materials such as fibres, yarns and fabrics, and processes such as batik, applique, heat pressing, lino printing, felting and image transfer along with learning how to use a sewing machine safely. **Drawing** is an **essential** part of all aspects of the course and you are expected to use it as a tool to develop ideas. Throughout the course you will become proficient in using the sewing machine, hand sewing, decorative techniques using wax, embellishing machines and the CAD/CAM machines.

Taught lessons make up a large part of the course, but you will be expected to develop your own ideas **independently** using techniques and media that you feel appropriate. You will study the work of other artists and use these studies to make relevant connections with your own work. You will learn to combine arts skills with textiles to produce beautiful themed samples and final pieces.

You will be required to demonstrate the ability to record your ideas, observations, insights and independent judgements, **visually** and through **written** annotation, using appropriate specialist vocabulary, as work progresses.

**It is essential that this personal study commitment is taken seriously as all students are expected to spend at least 3 hours per week (out of class hours) keeping their sketchbook up to date.**

**After school club is provided once a week so that students can use the art department's facilities.**

### Course Structure:

**Component 1:** Personal Portfolio

Students will work on three schematic mini projects to build skills and understanding of GCSE assessment objectives and textiles techniques. Student's review these projects and take forward an independent focus to explore a personal theme using previous skills acquired. This is an 8 week project that culminates in a 10hr exam to complete unit 1: personal portfolio: **60%** of the final grade.

**Component 2:** Terminal examination

In February students respond to an externally set theme for 8 weeks followed by a 10 hour exam. The externally set assignment accounts for **40%** of the final grade.

### Preparatory work

This should be presented in sketchbooks and will be required for all projects including the terminal examination project. You will be responsible for providing and maintaining these sketchbooks in which you will present **detailed** evidence of your studies through each unit. **It should be noted that 75% of the total marks for unit 1 and 2 are awarded for preparatory work presented in your sketchbooks.**

### Exhibition

After the terminal examination has been completed, you will be expected to mount an exhibition of your work for internal assessment and external moderation. Your exhibition will consist of your personal portfolio work and your externally set assignment work.

### Materials and equipment which you might need:

You will need to provide materials for your final coursework project, though these can be recycled from other products. You will need to provide 3 sketchbooks to complete all units, including the externally set assignment. You will also need an A2 portfolio to keep your work in and to transport work to and from home safely.

**There will be a one off charge for sketchbooks and an A2 portfolio of £20 payable to Aylsham High School at the beginning of the course.**

### Usefulness of the course for further education and careers:

From taking textile GCSE there are many opportunities to study further at College and University, which can lead into a future career in:

Textile design/Fashion design/Interior design/ICT Textile researcher  
Fashion buyer/Industrial based work through to management  
Garment technologist/Preproduction and production management.

Speak to Miss Tartt, Miss Porter and Miss Homewood for advice.

### Personal qualities and aptitudes useful for this course:

- enjoy developing your own ideas independently in response to a given theme
- enjoy recording visual information through observational drawing and photography
- show enthusiasm and a desire to improve your own skills in a variety of media
- be able to communicate your thoughts and ideas both visually and in written form
- enjoy undertaking personal research using various resources e.g. libraries, internet, books, gallery visits.
- enjoy presenting work to a high standard
- **have a strong work ethic and commitment to homework (3 hours min a week)**
- **be prepared to meet strict deadlines**


**Health and Safety** - You must adhere to the health and safety rules at all times in the textiles workshop and have a mind for safe working practices.

## Business GCSE

Exam board: OCR

Miss Wright (Head of Business and Enterprise)

<https://youtu.be/qLe75EQV6-U>



### About the qualification

OCR's GCSE (9–1) in business is an up-to-date and engaging qualification that is relevant to the world of business today. This qualification equips students with the skills and confidence to explore how different business situations affect business decisions. The qualification will encourage students to make informed choices about a wide range of further learning opportunities and career pathways as well as develop life skills that enable them to become financially and commercially aware. It will give you the broad foundation of business theory that will adequately prepare you for further study at A-Level and beyond.

### Key skills

The GCSE actively engages you in the study of business in order to develop as effective and independent students and as critical and reflective thinkers. Using an enquiring, critical approach to analysing facts and opinions, you will build arguments and make informed judgements. You will develop your knowledge, understanding and skills to a range of business contexts, at home and abroad. Also looking at the extent to which business activity can be ethical and sustainable. 10% of the overall marks awarded will test a student's mathematical ability.

### Unit and description

#### **Business 01: Business activity, marketing and people**

Students are introduced to business concepts and issues concerning the activities of a business. They explore the purpose and role of a business from spotting an opportunity through to the growth of an established business. They also look at the role of marketing and human resources. In this section you will learn about the legal structure of business, the impact and effect of stakeholders and the positive and negative effects of entrepreneurship.

#### **Business 02: Operations, finance and influences on business**

Students take a closer look at the role of operations and finance in business activity. Operations include production processes, quality of goods and services, customer service, and working with suppliers. Finance covers its role, its sources, costs, profit and loss, cash and cash flow. There will be calculations and formulas you need to learn in order to analyse the financial position of a business, which will justify your recommendations.

They also explore how business responds to external influences, such as ethical and environmental considerations, the economic climate and globalisation, and the interdependent nature of business.



Assessment overview

Examination paper	Marks	Duration	Weighting
<b>Business 01: Business activity, marketing and people</b>	80	1 hour 30 minutes	50%
<b>Business 02: Operations, finance and influences on business</b>	80	1 hour 30 minutes	50%

Frequently asked questions

<b>Is this a 1 year or 2 year GCSE course?</b>	1 year
<b>How many exams are there?</b>	2, each worth 50% towards you final outcome.
<b>How are the exams structured?</b>	<p>Each examination paper has two sections.</p> <p>Section A consists of multiple choice questions, testing knowledge and mathematical ability.</p> <p>Section B holds three case studies on real businesses. The questions will ask you to demonstrate your subject knowledge and apply it to the context of the business in the case study, analysing and evaluating your recommendations.</p>
<b>Is there coursework?</b>	No, the qualification is fully assessed through external examination papers.
<b>What do you do in lessons?</b>	An array of activities that you will complete in order to gain the subject knowledge to be able to answer the exam questions. These tasks are a mixture of research, debate, problem solving, reading and calculations. As well as essential exam practice.
<b>Is there homework?</b>	Yes, learning the subject knowledge, recall of knowledge and exam assessment practice.
<b>What skills do I need?</b>	You need to be organised and have a good level of interest in how businesses run, what is going on in the world and how it affects businesses. You ideally need to keep up to date with the business news to be able to show real and logical

## Option subjects

	understanding of concepts discussed. Communication, literacy and numeracy are essential skills that will be examined. The most critical attitude is lots of effort.
<b>Will this course teach me to set up a business?</b>	This course is about helping you become a business consultant. Being able to recommend to businesses what they should do in certain contexts and justifying your ideas. It will give you valuable knowledge about how businesses are run.
<b>Is this course like KS3 Enterprise lessons?</b>	No, this is business GCSE. Although some content of the business GCSE course has been included in the KS3 scheme of work this is a different subject and is examined very differently.
<b>What opportunities does taking this course give me?</b>	You will be able to progress on to A-Level business and it is a great foundation for a business related degree course. As you will learn the key functions of a business, it will help with deepening your knowledge of how businesses operate which can help with getting a job.
<b>What are the pre-requisites to be able to choose this course?</b>	You need to have a good standard of literacy and numeracy as there is a lot of writing and language that you have to learn. You need to be organised to ensure you meet deadlines. You need to have a good level of mathematical ability, the exam board recommends to the end of key stage 3.
<b>Is this course fun?</b>	If you enjoy and are intrigued about the world and society, seeing how businesses impact on daily lives on a local, national and international scale, then 100% yes. If you enjoy learning about the modern world, then this course will be really enjoyable.

## Computer Science GCSE

Exam board – OCR for GCSE in years 10/11 students only

Miss D Collins (Head of Computing)

<https://youtu.be/is2sRd1q4DA>



**Please note – the assessment methods for this course will be changing in 2021-22. Please see Miss Collins for further information.**

### The subject

Computing is increasingly changing the way we work. 85% of current jobs require a good level of computing skills and this figure is even higher for newly created jobs. The courses on offer at Aylsham enable all students to choose an appropriate course to their individual needs.

During years 7 and 8 all students follow a programme of computing covering computer science, communicating, modelling and handling data. These programmes provide a sound basis for year 9 where all students follow a computing programme delivering the key stage 4 national curriculum in computing

**This GCSE is offered to year 10 and 11 students only as year 9 students study computing as one of their core subjects.**

**GCSE Computer science will encourage students to:**

- understand and apply the fundamental principles and concepts of computer science, including abstraction, decomposition, logic, algorithms, and data representation
- analyse problems in computational terms through practical experience of solving such problems, including designing, writing and debugging programs
- think creatively, innovatively, analytically, logically and critically
- understand the components that make up digital systems, and how they communicate with one another and with other systems
- understand the impacts of digital technology to the individual and to wider society
- apply mathematical skills relevant to computer science.

### The assessment

Assessment for this subject is through:

Two written papers, each lasting 1.5 hours and carrying equal weighting of 50%; the first of which covers the theory of computing systems and the second which deals with computational thinking, algorithms and programming.

There is no examined practical element to this course but there are many practical activities in the teaching and learning materials. In addition it is a stipulation of the exam board that students undertake a non examined assessment called computing programming project. Whilst this does not carry forward any marks to the final grade it is a compulsory unit which is monitored by the exam board. The programming project has an assessment time of 20 hours. This activity is an essential element in preparing for paper 2- computational thinking.

### **Entry requirements**

No prior knowledge of this subject is required and there are no prior qualifications required in order for students to enter for a GCSE (9–1) in computer science. However, students taking this course will benefit by having had success in following a key stage 3 programme of study in both computing and mathematics.

In addition, having access to a computer in the home environment will support preparation for the project.

### **How could this help in the future?**

If you take a GCSE in computer science and then go on to study the subject at A Level or university you'll have an advantage over fellow students who are picking up the subject at these higher levels. The increasing importance of information technologies means there will be growing demand for professionals who are qualified in this field. The course is also an excellent preparation if you want to study or work in areas that rely on the skills you will develop, especially where they are applied to technology.

## Creative iMedia Cambridge National

Exam board – OCR Levels 1 and 2

Miss D Collins (Head of Computing)

<https://youtu.be/7sValSkp7rQ>



This is a level 2 course awarded at distinction\*, distinction, merit and pass, or level 1 distinction, level 1 merit and level 1 pass equivalent to grades 1-9 in GCSE. This qualification is for students who wish to develop applied knowledge and practical skills in creating digital media products. They provide knowledge in a number of key areas in this field from pre-production skills to digital animation and have a motivating, hands-on approach to both teaching and learning. Cambridge Nationals deliver skills across the whole range of learning styles and abilities, effectively engaging and inspiring all students to achieve great things.

The course consists of four units, two core and two optional, each taking a nominal 30 guided learning hours. Unit 1 is assessed externally through a written examination and is worth 25% of the final grade. This first unit underpins the other learning in this qualification. Students will learn about how to plan pre-production effectively including understanding of client requirements and reviewing pre-production briefs. They will use this knowledge in the other units when they develop their own media products

The second core unit is the development of digital graphics. On completion of this unit, learners will understand the purpose and properties of digital graphics, and know where and how they are used. They will be able to plan the creation of digital graphics, create new digital graphics using a range of editing techniques and review a completed graphic against a specific brief.

Two further practical units follow:

**Storytelling with a comic strip:** From their beginnings as simple story strips, to complete genres, students will learn about the range and features of different comic strips. They will then create their own strips in response to a client brief.

**Creating interactive multimedia products:** Now used in a wide range of products, students will learn where and why interactive products are used and their different features. Students will plan and create interactive multimedia products, reviewing their solution against the client's brief

### Progression opportunities

Cambridge Nationals in creative iMedia lead to a wide range of general and vocational qualifications including:


- Other level 2 vocational qualifications in graphics or media
- Level 3 qualifications, such as in IT or an IT/creative media apprenticeship.
- Employment within the information technology and/or areas within the creative industries, such as computer animations.

## Design and Technology GCSE

Exam board - Edexcel

Mr L Whiting-Smith (Head of Design and Technology)

<https://youtu.be/zJojDbzuqQ>



All students will study a **core content** across all material areas and will also be able to **specialise** in their chosen material from the list below:

- Metals
- Timbers

### Qualification at a glance

#### Content and assessment overview

The Pearson Edexcel Level 1/Level 2 GCSE (9–1) in Design and Technology consists of one externally-examined paper and one non-examined assessment component. Students must complete all assessment in May/June in any single year.

#### Component 1

##### Written examination: 1 hour and 45 minutes

50% of the qualification  
100 marks

#### Content overview

Core content

Plus any one from the following material categories: metals or timbers

#### Assessment overview

The written paper consists of two sections. Section A is assessed on the core content and section B is assessed on the material category students have chosen. Calculators may be used in the examination.

#### Section A: Core

This section is 40 marks and contains a mixture of different question styles, including open-response, graphical, calculation and extended-open-response questions. There will be 10 marks of calculation questions in section A.

#### Section B: Material categories

This section is 60 marks and contains a mixture of different question styles, including open-response, graphical, calculation and extended-open-response questions. There will be 5 marks of calculation questions in section B.

#### Component 2

Non-examined assessment: 50% of the qualification and worth 100 marks

### Content overview

There are four parts to the assessment:

1 – Investigate (16 marks). This includes investigation of needs and research, and a product specification

2 – Design (42 marks). This includes producing different design ideas, review of initial ideas, and development of design ideas into a chosen design, communication of design ideas and review of the chosen design

3 – Make (36 marks). This includes manufacture, and quality and accuracy

4 – Evaluate (6 marks). This includes testing and evaluation.

### Assessment overview

- Students will undertake a project based on a contextual challenge released by us a year before certification.
- This will be released on 1st June and will be available on our website.
- The project will test students' skills in investigating, designing, making and evaluating a prototype of a product.
- The task will be internally assessed and externally moderated.

### Subject content and assessment information

The GCSE in design and technology enables students to understand and apply iterative design processes through which they explore, create and evaluate a range of outcomes. The qualification enables students to use creativity and imagination to design and make prototypes (together with evidence of modelling to develop and prove product concept and function) that solve real and relevant problems, considering their own and others' needs, wants and values. It gives students opportunities to apply knowledge from other disciplines, including mathematics, science, art and design, computing and the humanities.

Students will acquire subject knowledge in design and technology that builds on key stage 3, incorporating knowledge and understanding of different materials and manufacturing processes in order to design and make, with confidence, prototypes in response to issues, needs, problems and opportunities. Students learn how to take design risks, helping them to become resourceful, innovative and enterprising citizens. They should develop an awareness of practices from the creative, engineering and manufacturing industries. Through the Critique of the outcomes of design and technology activity, both historic and present day, students should develop an understanding of its impact on daily life and the wider world and understand that high-quality design and technology is important to the creativity, culture, sustainability, wealth and wellbeing of the nation and the global community.

A final prototype could be a highly-finished product, made as proof of concept before manufacture, or working scale models of a system where a full-size product would be impractical.

### **Qualification aims and objectives**

The study of design and technology seeks to prepare students to participate confidently and successfully in an increasingly technological world. It helps students to be aware of, and learn from, wider influences on design and technology, including historical, social/cultural, environmental and economic factors.

The aims and objectives of this qualification are to enable students to:

- demonstrate their understanding that all design and technological activity takes place in contexts that influence the outcomes of design practice
- develop realistic design proposals as a result of the exploration of design opportunities and users' needs, wants and values
- use imagination, experimentation and combine ideas when designing
- develop the skills to critique and refine their own ideas while designing and making
- communicate their design ideas and decisions using different media and techniques, as appropriate for different audiences at key points in their designing
- develop decision-making skills, including the planning and organisation of time and resources when managing their own project work
- demonstrate safe working practices in design and technology
- Use key design and technology terminology, including those related to: designing, innovation and communication; materials and technologies; making, manufacture and production; critiquing, values and ethics.

### **Mathematics**

Maths skills are fundamental to design and technology. These skills will be embedded in the examination for this qualification

### **Scientific skills, knowledge and understanding**

Science skills, knowledge and understanding underpin the theory and practice of design and technology. These skills will be embedded in the examination for this qualification.

### **Links to other relevant subjects**

In addition to maths and science, the GCSE in design and technology embeds knowledge, techniques and practices from a wide range of subjects, including art and design, business, computer science and geography.

### **Coursework requirements and important target dates**

To complete a series of smaller projects at the beginning of the course and one substantial project of your choice based upon resistant materials in the second part of the course. All major project coursework will be completed by February half term.



### Usefulness of the course for further education and careers

Both the design and manufacturing industries employ a large number of people in a wide range of professions. With this GCSE you will have gained an insight into the following careers:

Engineer	Interior Designer
Product Designer	Jewelry / Designer/Maker
Product Manufacture	Wood/Metal work crafts
Architect	Model Maker
Teacher/Lecturer	Construction Industry/carpenter/metalworker
Concept Designer	Furniture Designer/Maker
Fashion designer	Textiles engineer
Level 3 Engineering	Motor vehicle industry – F1
Electrical engineer	Energy sector
Marine Engineer	Aeronautic engineer
Apprentice Engineer	

### Personal qualities and aptitudes useful for this course

You will need to be very organized, keeping to deadlines and bringing the correct work to lessons. You must have an eye for design and also practical ability. You must have a mind for safe working practices in a workshop setting.

### Questions to consider before opting for this course

Am I prepared to put extra time in after school? Do I enjoy designing and making?

Can I follow health and safety rules in a workshop?

### Materials and equipment which you might need

A set of graded pencils, coloured pencils, 30cm ruler, good quality rubber, A3 folder and a tape measure.

**Please note that you will need to be able to finance/resource materials for your final coursework product.**

### Homework

Homework will be set weekly. This could be research, carrying out investigations, completing design work, revising and making outside lesson time.

## **Design and Technology – Unit Award Scheme Level 1**

Exam board - AQA

Mr L Whiting-Smith (Head of Design and Technology)

### **Course of study**

The UAS (Unit Award Scheme) course is a study of design and practical making in a studio/workshop setting. At the beginning of the course you will be taught all of the skills that you will need to successfully complete this qualification. Over the length of the course you will be required to complete multiple units of work which you receive an award for.

### **Tools and materials**

Working with a range of resistant materials, mainly wood, metal and plastics, you will learn to use a wide range of hand tools and machinery including computer aided design / computer aided manufacture systems to enhance your design and production quality.

### **Design and communication**

Throughout the course you will be expected to develop your own design folio. This will include having a theme throughout your work, adopting sketching styles, making 3D models, verbally explaining your designs, making proposals and evaluating your own work.

### **Health and safety**

You must have a mind for safe working practices in a workshop setting; these working practices and procedures will be strictly adhered to at all times.

### **Homework**

Homework will be set weekly. This could be research, carrying out investigations, completing design work, revising and making outside lesson time.

### **Assessment procedures and dates**

#### **You are assessed on**

Each separate unit is awarded; up to 14 units throughout the course.

#### **Coursework requirements and important target dates**

To complete four projects based upon resistant materials. All project coursework will be completed by February half term.

#### **Usefulness of the course for further education and careers**

Both the design and manufacturing industry's employ a large number of people in a wide range of professions. With this entry level certificate you will be prepared for the following careers:

Wood/metal work crafts  
Product manufacture  
Model maker  
Construction industry/carpenter/metalworker  
Furniture designer/maker

#### **Personal qualities and aptitudes useful for this course**

You will need to be very organized and be able to keep to deadlines. You must have an interest in design and making. You must have a mind for safe working practices in a workshop setting.

#### **Questions to consider before opting for this course**

Do I enjoy designing and making?  
Can I follow health and safety rules in a workshop?

#### **Materials and equipment which you might need**

A set of graded pencils, coloured pencils, 30cm ruler, good quality rubber, A3 folder and a tape measure.


**You will need to be able to finance/resource materials for your final coursework product.**

## Drama GCSE

Exam board - AQA

Mrs H Martin (Head of Drama)

<https://youtu.be/SIjZdYJUpOo>



### What is GCSE drama all about?

GCSE drama is all about understanding what it is like to put yourself in somebody else's shoes. You will play many parts in different imaginary situations. You will have the opportunity to create your own work as well as look at plays written by other people.

### Course of study

The course is in three components:

#### Component 1: understanding drama – (written exam)

Through practical lessons we gain a strong understanding of a published play. This will help us to answer questions on one play text in the written exam. We will also visit live theatre to further our knowledge of evaluation and professional theatre work. You will be assessed on:

- Understanding of set text and approach to this as an actor, technician and director
- Analysis and evaluation of live theatre

#### Component 2: devising drama (practical)

You will create your own performance on any topic you like for this devised exam. It is your own choice of style and theme. You will be assessed on:

- Process of creating devised drama
- Performance of devised drama
- Analysis and evaluation of work

### Components 1 and 2 are worth 60% of overall grade combined

#### Component 3: performance from a text (practical)

The school has a free choice of play text for students in this topic. We will choose a play to suit the students and their strengths. This is a completely practical exam and a visiting examiner will assess your work. You will be assessed on:

- Performance of two extracts from the same play.

### Component 3 is worth 40% of the overall grade.

### Will I enjoy this course?

You will enjoy this course if you want to study a subject that is both practical and creative. You may have done some acting before or helped out backstage on a production. You may have always wanted to have a go at making a play, performing, making costumes, building a set or operating the lights but never had the chance. You will enjoy this course if you enjoy working as part of a team as drama involves a lot of group work.

### How does it follow on from what I have learned before?

GCSE drama follows on from drama work that you will have done at key stage 3 (years 7 – 8). You will develop your improvisation and acting skills to a higher level. You will also look at plays in more detail and look at different ways of bringing a script alive on stage. You can achieve grades 1 to 9 (1 being the highest) in GCSE drama. The final grade is reported in August.

You will be given the opportunity to work with professional theatre practitioners who come into school for whole day workshops. You will also be given the opportunity to go to watch professional theatre productions.

### **What other skills might I develop?**

As well as learning about drama students will also develop the following skills:

- Confidence
- Creative thinking
- Work under pressure and to deadlines
- Team working skills
- Presentation, communication and problems solving skills

### **Topics covered in the course are:**

- Character development (vocal, physical, motivation)
- Devising original pieces of theatre
- Theatre design (props, costume, lighting, sound, SFX, set, staging)
- Various roles within theatre (director, manager, performance etc)
- Different practitioners (Brecht, Stan, Berkoff, Artaud)
- Exploring different play texts
- Characteristics of works (genres, style, content, structure)
- Dramatic conventions and techniques
- Social, historical and cultural influences of performances

### **Extra reasons to choose drama:**

- Practical lessons with your peers
- Visits to the theatre regularly
- Lots of opportunity to be creative
- You have enjoyed years 7 and 8
- Chances to lead and work as a team
- Feeling confident with performance skills
- Independence and responsibility
- Confidence building which will benefit all subjects


**Please note that you will need to be available during the October and February half terms to rehearse with your group in preparation for being examined. Extensive revision support will also be available during the Easter holidays with Mrs Martin. There will also be several visits to watch theatre productions of which financial contribution maybe required.**

## Food Preparation and Nutrition GCSE

Exam board – Eduqas (WJEC)

Mrs Spalding and Mrs Elwes (Lead Teachers)

<https://youtu.be/5xgSBWtvWJw>



### Key employability skills

The food industry is one of the U.K.'s biggest industries, accounting for almost 7% of the national Gross Value Added in 2017, and includes farming, manufacturing, catering, hospitality, leisure and tourism. It will concentrate on food science, nutrition, food production and food service as an introduction to the food industry. We encourage our students to think about traditional catering careers such as chefs and waiters, but also to think about working in farming, product development, food technology and nutritional therapy. Students will be given the opportunity to learn about careers in the Royal Navy whilst working with some of their top chefs in a cooking challenge.

The department's success has generated demand for 'event catering', including the Aylsham Slow Food Festival, Rotary events, Aylsham Town Council and school receptions. These events require the provision of food items or food and drink, often with students producing and serving the refreshments outside the normal school day. The students get the opportunity to work with professional chefs and front of house managers.

Our students are also encouraged to enter catering/cooking competitions and we have had great successes at both the national Springboard UK 'Future Chef' and Rotary 'Young Chef' competitions at regional and national levels. These involve students having to cook and prepare meals in college kitchens and being mentored by professional chefs. These achievements build self-confidence and organisational skills and enable students to make worthwhile connections with employers and colleges.

### The course

The course we offer is the Eduqas (WJEC) GCSE in food preparation and nutrition. It will equip learners with the knowledge, understanding and skills required to cook at a higher level and to apply the principles of food science, nutrition and healthy eating.

The course covers a wide range of topics relating to food, including the production of food commodities, food preparation, diet and nutrition, food science and health and safety in food preparation. It equips learners with the knowhow to make informed decisions about food and nutrition, to feed themselves and others affordably and nutritiously, now and later in life. It will allow the students to understand the huge challenges that we face globally to supply the world with nutritious and safe food.

## Areas of content

1. **Food commodities** - the value in the diet and working characteristics of different food commodities, such as cereals, fruit and vegetables, sugars, dairy, fats, meat, fish and vegetarian alternatives.
2. **Principles of nutrition** - the role of the main nutrients in the diet, their sources, function and deficiency diseases.
3. **Diet and good health** – the current recommendations for a healthy diet and the effect of age, lifestyle and specific dietary needs. They will learn how to plan diets for a range of different individuals.
4. **The science of food** – the scientific principles underlying the safe, nutritional preparation and cooking of food.
5. **Where food comes from** – the provenance of food and the environmental effect of food production and the importance of food sustainability and security.
6. **Cooking and food preparation** - students will cook a wide range of dishes including main meal dishes, vegetable dishes, pastries, cakes, sauces, dishes for special diets, starters, desserts etc.

## Assessment of the course

**COMPONENT 1:** Principles of food preparation and nutrition

Written examination (50% of qualification) to be taken at the end of key stage 4, comprising of short and extended answers

**COMPONENT 2:** Two controlled assessment (50% of qualification), to be undertaken in one year, to include:

1. The food investigation assessment, worth 15%, to take approximately 8 hours. Students plan and carry out an investigation into an aspect of the food science underlying the preparation and cooking of food, e.g. find the most suitable ingredients to produce a crisp pastry. A report of 1500 - 2000 words will be produced.

2. A food preparation assessment worth 35% (12 hours) Plan, prepare, cook and evaluate three dishes and accompaniments to a particular brief, such as to suit a specific dietary need such as the cuisine of another country or a special diet such as vegetarianism. Duration of the practical will be 3 hours, together with a report that will be produced of 15 sides of A4.

**It is expected that students will cook every week in order to develop their practical skills and to produce a wide range of high quality dishes. This may amount to an average of £2 a week across the first two terms, payable termly by ParentPay. It is generally expected that students will opt to purchase a uniform and course handbook, total price around £25, although nearly new uniforms may be borrowed on an individual basis.**

## French GCSE

Exam board - AQA

Mr Ravasse (Acting Head of Modern Foreign Languages)

<https://youtu.be/zFNn9BUOaU>



### Course of study including homework

The course builds on the topics begun in years 7 and 8 and the emphasis is on enabling you to communicate confidently with native speakers. You will also learn to cope in a variety of situations. In year 9, between 30 minutes and 45 minutes should be spent on French homework per week. In years 10 and 11, it will be at least an hour. It will be a combination of written, reading or translation tasks and learning. It is also worth noting that this needn't be a single block of time. Short and regular bursts of intensive learning are often most effective using tools such as Quizlet to learn your vocabulary.

The French GCSE course will be completed over two years in years 10 and 11 however the year 9 foundation course will also serve as a fundamental element of the French GCSE. The foundation course will serve as a transition period for all students opting to take French. Over 3 hours every fortnight, it is expected that students will cover a range of core grammar, vocabulary and verbal skills that will enable them to begin the GCSE course in year 10 with solid and confident baseline language skills.

### Assessment procedure and dates

Listening, speaking, reading and writing will all be assessed as part of the course. Each of these skills counts for 25% of the overall grade and all skills will be tested in May/June of year 11. Although you are only externally assessed in year 11, regular mock examinations and in class assessments will be set by your French teacher to make sure you are progressing as you should through the course.

### Usefulness of the course for further education and careers

With a language qualification you have an advantage over other applicants when applying for college or university places, or for jobs. The English Baccalaureate, which includes a GCSE in a foreign language, will undoubtedly be required in the future by many universities and some further education providers. Nowadays, young people are competing for jobs with students from other European countries, most of whom speak at least two languages. Much of Britain's trade is with France, Germany and other EU countries and you may have the opportunity to use your language both in Britain and abroad. Studying French broadens your horizons and makes travelling to France more rewarding. You will be able to communicate effectively, meet new people and learn about a different culture. We have just started an exchange programme with year 11 students in France which allows them to start using the language to communicate with real French people!

### Requirements for this course

A love of communicating with others. You will need a fair memory for words and longer phrases; the ability to see patterns in language and start using them yourself; and the ability to organize and store work carefully during the course. Perhaps more importantly though, you will need a willingness to open yourself up to new experiences and to the enjoyment that communicating in a different language can bring.



### Questions to consider before opting for this course

- Am I likely to go to university? (Many universities are asking for a GCSE in a foreign language.)
- Do I enjoy speaking and writing French?
- Can I remember words and phrases from week to week? Do I pay attention to detail?
- Can I organize and store work carefully?

### Materials and equipment which you might need

It is expected that you equip yourself with a suitable bilingual dictionary. The cost need not be exorbitant as perfectly good dictionaries can be acquired for as little as £4.00. Verb tables are also a good idea; we suggest either downloading the Bescherelle app on your phone or purchasing the **Bescherelle complete guide to conjugating 12,000 French verbs** from Amazon or any good online book seller. Equally, websites such as [www.wordreference.com](http://www.wordreference.com) are excellent online options to find out new words and phrases.

### Thoughts of students who have studied this course

*'I chose French because I have always held a strong interest in the language. It can be very rewarding if you work hard and put effort into learning the new words and phrases.'*

*'I chose French because it makes more sense and I understand it more easily.'*

*'I found the French course challenging and a valuable subject and think it is very worthwhile if you are willing to put effort into it.'*

### Future Pathways

- 'A' and AS level French
- Leisure and tourism work and study
- French combined with other subjects at university e.g. law, business management, media.
- Using languages in industry – insurance, marketing, catering, hospitality, teaching, finance.
- Working in a foreign country.
- Working for foreign aid/charity organisations.


***Bonne chance! J'espère que vous allez nous rejoindre.***

## Geography GCSE

Exam board - AQA

Mrs K Dobson (Head of Geography)

[https://youtu.be/Q\\_ToDvN5ae0](https://youtu.be/Q_ToDvN5ae0)



### What will I learn?

The world is a changing place and geography gives you the chance to learn about these changes. The AQA GCSE in geography comprises of four units:

#### Living with the physical environment

This unit is concerned with the dynamic nature of physical processes and systems, and human interaction with them in a variety of places. The unit is split into three parts:

Part 1: Natural hazards including tectonics, weather and climate change.

Part 2: Ecosystems including tropical rainforests and hot deserts.

Part 3: Physical landscapes in the UK including coasts and rivers.

This unit is assessed through a 1 hour 30-minute exam worth 35% of the final grade.

#### Challenges in the human environment

This unit is concerned with human processes, systems and outcomes and how these change. They are studied in a variety of places at various levels of development. The unit is split into 3 parts:

- Part 1: Urban issues and challenges including a focus on Mumbai and London
- Part 2: Changing economic world including a focus on Nigeria and the UK
- Part 3: Challenge of resource management including food, water and energy.

This unit is assessed through a 1 hour 30-minute exam worth 35% of the final grade.

#### Geographical applications

This unit is designed to be synoptic in that students will be required to draw together knowledge, understanding and skills from the full course of study. This unit is split into 2 parts:

Part 1: Evaluation of geographical issues requiring students to problem solve and think critically.

Part 2: Fieldwork. Students will undertake 2 local geographical enquiries in contrasting environments to develop understanding of fieldwork skills and both physical and human geography.

This unit is assessed through a 1 hour 15-minute exam worth 30% of the final grade. The exam board provides pre-release materials 12 weeks prior to the exam for students to work through and understand during lessons.

#### Geographical skills

Students are required to develop and demonstrate a range of skills (cartographic, graphical, numerical and statistical) throughout their study of the GCSE. These skills will be assessed in all 3 exams.

### Usefulness of the course for further education and careers

Geography is a subject that links to many other subjects in the curriculum, so a GCSE in geography is a stepping stone to a whole range of opportunities and courses. Geography is a useful and relevant qualification for most careers. The skills you develop can lead you to employment opportunities in:

Journalism and the Media  
ICT  
Environmental Management  
Business Management  
Armed Services  
Accountancy Town Planning

Engineering  
Travel and Tourism  
Marketing  
Teaching Agriculture  
Cartography and Surveying  
Meteorology

In fact, geographers are everywhere!

### Personal qualities and aptitudes useful for this course

An interest in the environment and in different places. You will need to enjoy working in a variety of different ways and be organized. You should have a firm commitment to working hard both in school and at home and you will also need to have a degree of independence during the course.

### Is this the right course for me?

You will have learned a number of geographical skills and gained a body of geographical knowledge in years 7, 8 and 9. This will be developed further during the GCSE course to give you a deeper understanding of the world. Much will be new, but your previous study of geography will have prepared you and helped you to think like a geographer. This is an intense course with a large amount of content to understand. It requires good literacy and numeracy skills. You must expect constant revision based homework during the course on top of examination question practice and quizzes to check understanding. There will be mock exams throughout the course to check your progress.

Before opting for this course, consider these questions as they are all important parts of the course.

- Am I curious about other places?
- Do I care about the environment?
- Can I work well in group situations and on an individual basis?
- Do I enjoy working with maps?
- Do I like making graphs, doing sketches and drawing diagrams?
- Am I prepared to work independently on fieldwork and other activities?
- Am I able to meet deadlines?
- Can I work hard under strict time limits during the course?

### Fieldwork opportunities

Geography is all about the world, so fieldwork plays an important part in the course.

There will be two local area fieldwork opportunities – both of which will provide knowledge and understanding of skills to be considered in the 3<sup>rd</sup> exam. These are compulsory trips.

There may also be an opportunity to take part in a residential fieldtrip.

### Suggested materials and equipment

- Ring binders (essential from the start of the course for revision notes)
- Atlas
- Coloured pencils
- Protractor, ruler, calculator
- Basic writing equipment
- Lined paper
- Revision guide – there will be an opportunity to purchase one at the start of the course

### Thoughts of students who have studied this course in the past

*‘Geography is great. You get to go on field trips and you get to learn more about the world you live in.’*

*‘A good GCSE to gain, even if you don’t want to go into it after school – it looks good on your CV!’*

*‘This course is based around the environment and provides students with the occasional trip. It is also based around how humans and nature have created the world around us. I personally find this course very interesting and would definitely recommend it to anyone willing to discover the world around them with enthusiasm.’*

## Introduction to the Hair and Beauty Sector

Exam board –VTCT Level 1 - For years 10/11 only

Mrs Zagni/Mrs Critten (Lead Instructors)

<https://youtu.be/mJd6rrFijJ4>



Students are able to choose this hair and beauty course as a one year option. The course is a basic introduction to working in the industry sector and would suit any student (male or female) interested in becoming either a hairdresser/barber or beautician and is an essential step on the industry ladder. The school has invested in a purpose built hair salon, with up-to-date equipment, enabling the course to be offered at Aylsham. The course is taught by industry professionals and has proved a very successful start point for many students before moving into the labour market.

**Course Content** - Consists of 5 units

- Unit 10343 - Introduction to the hair and beauty sector
- Unit 10344 - Presenting a professional image in a salon
- Unit UV30338 - Styling women's hair
- Unit UV30332 - Hand care
- Unit UV 30336 – Shampoo and conditioning

**Assessments** - All assessments will be assessed by practical skills and underpinning knowledge.

**“Top tips for success”**

- **Timing**- Complete your tasks within the time limit your tutor has set.
- **Presentation** - Try to present your written work in a clear and logical way. To improve your assignments prepare a front cover and contents page.
- **Be creative**- Use colours, symbols, diagrams, pictures and leaflets in your tasks.
- **Remember to reference** - If you refer to books, the internet and information given to you by your tutor in your tasks you should include a reference to show where the information came from.
- **Be prepared** - Review the observation check list before carrying out your final practical assessments because you cannot look at it during your assessment.
- **Remember**- Think about how you present yourself and communicate during your practical assessment.

**Useful resources** VTCT level 1 certificate in ‘an introduction to the hair and beauty sector’ (QCF) candidate pack. This will be issued to students at the start of the course.

**Key coursework tasks and deadlines** - Course work deadline information set by teacher. Finished portfolio - (May 2022)


**Students will be required to purchase a tunic or black shirt to wear during lessons and make a payment towards the cost of a manicure kit and resources (current cost is approximately £23)**

## Health and Social Care Cambridge National

Exam board – OCR – Level 1/2 course

Mrs T Wiseman (Lead Instructor)

<https://youtu.be/qm6R21nWr1I>



The Cambridge National in health and social care will equip learners with sound specialist knowledge and skills for everyday use. It will also challenge all learners, including high attaining learners, by introducing them to demanding material and skills; encouraging independence and creativity; providing tasks that engage with the most taxing aspects of the National Curriculum (including values of care and the current legislation requirements and the importance of softer skills such as communication skills to ensure individuals right to independence and dignity).

The course consists of four units, two of which are core and two optional, and all of which are weighted equally at 25% of the final mark.

### **R021: Core unit - Essential values of care for use with individuals in care settings**

This unit focuses on the rights of individuals and will instill the values of care to be used when working in a health and social care or early years environment. All good practice is based on these values and enables those who use and work in care settings to apply quality practice. The unit also provides an overview of legislation and its impact on the care settings and covers the hygiene, safety and security matters that relate to promoting a healthy and safe environment.

This unit is assessed by an external written examination in January. There will be a further opportunity to retake the written exam for this unit in June, if required.

### **R022: Core unit - Communicating and working with individuals in health, social care and early years' settings**

This unit will provide learners with the underpinning knowledge and understanding of how to communicate effectively and what personal qualities will contribute to the creation of a caring environment when working with individuals in a health, social care and early years setting.

This unit is internally assessed by controlled assessment.

### **R027 – Optional unit - Creative activities to support individuals in health, social care and early year settings.**

This unit is internally assessed by controlled assessment.

### **R029 – Optional unit - Understanding the nutrients needed for good health.**


This unit is internally assessed by controlled assessment. **There will be a compulsory cooking session which will take place after school. This will contribute to your final controlled assessment marks so it is essential that you attend; you will be offered a choice of dates on which to attend.**

## History GCSE

Exam board - Edexcel

Mrs K Connor (Head of History)

<https://youtu.be/dUQ2fA373B4>



### Course of Study

#### Paper 1: Thematic study and historic environment (30%)

- Medicine in Britain, c1250–present
- The British sector of the Western Front, 1914–18: injuries, treatment and the trenches.

#### Paper 2: Period study and British depth study (40%)

- Anglo-Saxon and Norman England, c1060–88
- Superpower relations and the Cold War, 1941–91

#### Paper 3: Modern depth study (30%)

- Weimar and Nazi Germany, 1918–39

### **Trips (to be confirmed)**

It might also be advantageous, for those students thinking of taking history at GCSE, to consider taking part in our history school trips, once these are reinstated. We normally organize a visit to the World War One battlefields in France and a trip to Berlin to visit a range of sites linked to Weimar and Nazi Germany and Superpower relations and The Cold War.

### **Usefulness of the course for further education and future careers**

Not all historians work in museums! It is well known that historical skills are in demand in a widespread spectrum of careers, both technical and managerial. The skills that history develops include the abilities:-

- to work independently
- to appreciate the points of view of others
- to form reasoned opinions and draw justified conclusions
- to analyse evidence carefully
- to use a wide variety of different types of sources
- to produce well-formed, structured and reasoned arguments
- to develop a good understanding of the causes of events
- to assess the motives for peoples' actions
- to fully develop written skills

### **GCSE history would be of particular use in the following fields:-**

- Journalism
- Law
- Local and national government (including the Civil Service)
- Personnel
- Marketing
- Teaching
- Museum and archaeological services
- Tourism and the rapidly expanding heritage industry
- Social work.

### **Personal qualities and aptitudes useful for this course**

Clearly an interest in the period would be desirable but the course will aim to develop skills in assessing sources, understanding different viewpoints and developing coherent arguments about causation and change.

### **Questions to consider before opting for this course**

- Do I want to understand the present?
- Am I keen to understand how other people lived in the past?
- Am I willing to work hard, as quality grades in history can only be achieved through hard work?
- Do I have good research and literacy skills?
- Am I able to form and justify my own opinions on historical events? Am I prepared to have my assumptions challenged?

### **Materials and equipment which you might need**

None. All textbooks will be available for students use throughout the course. It would be helpful if students undertook their own wider reading and had access to the internet and word processing facilities although this is not essential.

### **Thoughts of students who have studied this course during the past**

*'I never knew history could be so interesting and thought-provoking.'*

*'History is a very complex subject but with lots of effort it is very rewarding. It's not easy, you have to work hard to get good marks, but when you do, you feel very proud about the work you have done!'*

*'I can honestly say that I have thoroughly enjoyed my history course and as a result I am planning to take history at 'A' level.'*

*'Medical history is fascinating. It's interesting to look at medicine over a long period of time to see how it advances and how sometimes it goes backwards'*

*'We need to study Nazi Germany to protect our world in the future.'*




## Music GCSE

Exam board - Edexcel

Ms L Allan (Head of Music)

<https://youtu.be/ZrIWdEbg3VM>



Component	Requirement	Assessment
Performing – coursework 30%	<p>Solo performance – 15%</p> <p>Ensemble performance (group performance) – 15%</p> <p>Students must be able to play an instrument/sing to a high enough standard to achieve a high grade in this section.</p> <p>An original score or recording must be provided for marking purposes.</p>	<p>Coursework will be internally assessed and externally moderated.</p> <p>Each piece will be marked out of 30.</p> <p>Each piece will be marked on accuracy, level of expression and technical control of instrument.</p>
Composing – coursework 30%	<p>Two pieces worth 15% each.</p> <p>Each piece composed to a given brief.</p>	<p>Coursework will be internally assessed and externally moderated.</p> <p>Each piece will be marked out of 30.</p> <p>Each piece will be marked on development of musical ideas, technical control of instruments used and structure of the piece.</p>
Listening/appraising – exam 40%	<p>Students will be required to learn about set works within 4 areas of study and compare these to similar pieces.</p> <ul style="list-style-type: none"> <li>• Instrumental music 1700-1820</li> <li>• Vocal music</li> <li>• Music for stage and screen</li> <li>• Fusions</li> </ul>	<p>Externally assessed exam at end of course.</p> <p>Exam lasting 1hr 45mins.</p> <p>Marked out of 80</p> <p>Will include listening, theory and essay writing skills.</p>

Area of study	Set works
Instrumental music 1700–1820	<ul style="list-style-type: none"> <li>• J S Bach: 3rd Movement from Brandenburg Concerto no. 5 in D major</li> <li>• L van Beethoven: 1st Movement from Piano Sonata no. 8 in C minor 'Pathétique'</li> </ul>
Vocal music	<ul style="list-style-type: none"> <li>• H Purcell: Music for a While</li> <li>• Queen: Killer Queen (from the album 'Sheer Heart Attack')</li> </ul>
Music for stage and screen	<ul style="list-style-type: none"> <li>• S Schwartz: Defying Gravity (from the album of the cast recording of Wicked)</li> <li>• J Williams: Main title/rebel blockade runner (from the soundtrack to Star Wars Episode IV: A New Hope)</li> </ul>
Fusions	<ul style="list-style-type: none"> <li>• Afro Celt Sound System: Release (from the album 'Volume 2: Release')</li> <li>• Esperanza Spalding: Samba Em Preludio (from the album 'Esperanza')</li> </ul>

**Personal qualities and aptitudes useful for this course:**

**You must be able to play an instrument, or sing, and will need to perform to an audience.**


- You should already enjoy music and must already be competent at playing an instrument/singing if you expect to attain a high grade. Students at grade 4 level or above will be able to access higher grades due to the greater complexity of pieces they can play/sing.
- It is strongly advised that you have lessons on your main instrument/voice outside of GCSE music lessons.
- You will be expected to practice your chosen instrument/voice and work on practical coursework elements outside of school.
- Be able to organise yourself to meet deadlines related to the practical coursework.
- You will be open to listening to many different genres of music.
- Have an understanding of at least basic music theory/notation.
- Be ready to learn new music vocabulary.

## Music BTEC

Exam board – Edexcel – level 2 award

Ms L Allan (Head of Music)

<https://youtu.be/ZrIWdEbg3VM>



### Course of study

The BTEC level 2 award in music offers students the opportunity to study the subject of music through a number of different topics. It is an introduction to the issues surrounding music and the various careers available.

The course comprises two compulsory units; 'The Music Industry' where students will research the various roles within the music industry, not just performer, and 'Managing A Music Product' where students will begin to understand the process of putting on a live music event. **As one of the other units is introducing music performance you must therefore be able to sing or play an instrument to a reasonable standard.**

### What topics are covered?

The music industry	60 min exam
Managing a music product – concert/CD	coursework
Introducing music performance	coursework
Introducing live sound – recording equipment	coursework

### How is it assessed?

This course is mostly made up of assignments completed throughout the year which show evidence that you have met the specification criteria. Coursework will take the form of note books, logbooks, tutor observation, peer observation, witness statements, audio and video. Coursework is internally assessed and externally moderated. In addition to this students will have to sit a 1hour externally assessed exam based on the topic 'The Music Industry'.

**Certification** - All individual units are graded as pass, merit or distinction at level 2.

### What sort of person should study this course?

- The sort of student who plays an instrument or sings but perhaps does not read or write traditional musical notation.
- The type of students who is interested in music but is put off by the level of theory or listening required in the more traditional GCSE music.
- Students interested in a career in the music profession.


**This course is for those students interested in performing, music technology, researching music careers and the all round musician.**

## Physical Education GCSE

Exam board - Edexcel

Mr S Claxton (Head of PE)

<https://youtu.be/WP5ayNZE49U>



### Course of study including homework

GCSE PE is a 1 year course which includes practical and theoretical elements. The practical component is designed to develop skill, knowledge and understanding within a range of activities. Students will be encouraged and expected to attend extra-curricular clubs for their selected sports in order to improve their performance. The theoretical element of the course requires students to study sports psychology, sports science and the factors which effect a healthy active lifestyle. Students will be given homework each week.

### Practical component (40% of overall mark):

10% assessed within an 'analysing & evaluating performance' written assessment in 1 selected sport.

30% assessed through performance in 3 sports; one team sport, one individual sport and one free choice.

### Individual

Amateur boxing, athletics, badminton, BMX cycling, canoeing, cycling, dance, diving, figure skating, golf, gymnastics, equestrian, kayaking, rock climbing, sailing, sculling, skiing, snowboarding, squash, swimming, table tennis, tennis, trampolining and windsurfing.

### Team

Acrobatic gymnastics, association football, badminton, basketball, cricket, dance, futsal, handball, hockey, ice hockey, in-line/roller hockey, lacrosse, netball, rowing, rugby league, rugby union, sailing, sculling, squash, table tennis, tennis, volleyball and water polo.

### Theory component (60% of overall mark):

Made up of written exam which includes multiple choice, short and essay style questions. Students will study and need to apply their knowledge and understanding in the following areas:

- Applied anatomy and physiology
- Physical training
- Movement analysis
- Sports psychology
- Socio-cultural influences on sport
- Health, fitness and well-being

### **Assessment procedures & dates (approximately)**

Written analysing & evaluating performance assessment - December/January

Practical exams – these are held throughout the course of the year

Written exam - May

### **Usefulness of the course for further education & careers**

- To develop practical skills and performance
- To develop knowledge base to be able to assess sports courses in further education
- To gain work within the sports industry

### **Personal qualities and aptitudes required:**


- Enthusiasm and willingness to study and revise for the theory components of the course
- Commitment to attend extra-curricular clubs for assessed sports
- Organisation with kit

## AHS Sports Diploma

Exam board – Edexcel (Level 2 Project) – year 9 only

Mr S Claxton (Head of PE)

<https://youtu.be/PEkksqV1y0Y>



### Course of study including homework

The Aylsham High School Diploma is a bespoke 1 year course consisting of:

- Completing a level 2 project
- A sports leadership/coaching award
- A first aid qualification
- Learning elements of the GCSE theory course
- The chance to develop practical skills

**The level 2 project** is a single piece of work submitted to the exam board in May and equivalent to half a grade A-C at GCSE. This project will be something of your choice. This is about you managing your own time and yourself. You may choose a research project, produce an artefact, such as a website, a video, or be part of an event such as a multi-skills festival. The assessment measures your ability to project manage and covers planning, research, delivering and evaluating your project.

Throughout the year the practical element of the course will allow students to develop skill, knowledge and understanding within a range of activities suitable for the full GCSE course as a performer.

### Usefulness of the course for further education & careers

- To develop practical skills and performance
- To enhance your CV with sport specific qualifications
- To develop your knowledge base and confidence to be able to assess full course GCSE PE
- To gain work within the leisure industry

### Personal qualities and aptitudes required

- Enthusiasm and willingness to study and revise for the theory components of the course
- Commitment to attend extra-curricular clubs
- Organisation with kit

## Separate Sciences GCSE

Exam board - Edexcel

Mrs M Beale (Head of Science)

<https://youtu.be/wx8LBLHxck>



	Combined Science	Separate Science															
<b>Accessibility</b>	All abilities can access this course	All abilities can access this course															
<b>Exam board</b>	Edexcel	Edexcel															
<b>Number of GCSE's awarded at the end of the course</b>	2	3															
<b>Exam papers</b>	<table border="1"> <tr> <td><b>Biology 1</b> Paper 1 1hr 10 60 marks</td> <td><b>Chemistry 1</b> Paper 3 1hr 10 60 marks</td> <td><b>Physics 1</b> Paper 5 1hr 10 60 marks</td> </tr> <tr> <td><b>Biology 2</b> Paper 2 1hr 10 60 marks</td> <td><b>Chemistry 2</b> Paper 4 1hr 10 60 marks</td> <td><b>Physics 2</b> Paper 6 1hr 10 60 marks</td> </tr> </table>	<b>Biology 1</b> Paper 1 1hr 10 60 marks	<b>Chemistry 1</b> Paper 3 1hr 10 60 marks	<b>Physics 1</b> Paper 5 1hr 10 60 marks	<b>Biology 2</b> Paper 2 1hr 10 60 marks	<b>Chemistry 2</b> Paper 4 1hr 10 60 marks	<b>Physics 2</b> Paper 6 1hr 10 60 marks	<table border="1"> <tr> <td><b>GCSE (9-1) Biology</b></td> <td><b>GCSE (9-1) Chemistry</b></td> <td><b>GCSE (9-1) Physics</b></td> </tr> <tr> <td><b>Biology 1</b> Paper 1 1hr 45 100 marks</td> <td><b>Chemistry 1</b> Paper 1 1hr 45 100 marks</td> <td><b>Physics 1</b> Paper 1 1hr 45 100 marks</td> </tr> <tr> <td><b>Biology 2</b> Paper 2 1hr 45 100 marks</td> <td><b>Chemistry 2</b> Paper 2 1hr 45 100 marks</td> <td><b>Physics 2</b> Paper 2 1hr 45 100 marks</td> </tr> </table>	<b>GCSE (9-1) Biology</b>	<b>GCSE (9-1) Chemistry</b>	<b>GCSE (9-1) Physics</b>	<b>Biology 1</b> Paper 1 1hr 45 100 marks	<b>Chemistry 1</b> Paper 1 1hr 45 100 marks	<b>Physics 1</b> Paper 1 1hr 45 100 marks	<b>Biology 2</b> Paper 2 1hr 45 100 marks	<b>Chemistry 2</b> Paper 2 1hr 45 100 marks	<b>Physics 2</b> Paper 2 1hr 45 100 marks
<b>Biology 1</b> Paper 1 1hr 10 60 marks	<b>Chemistry 1</b> Paper 3 1hr 10 60 marks	<b>Physics 1</b> Paper 5 1hr 10 60 marks															
<b>Biology 2</b> Paper 2 1hr 10 60 marks	<b>Chemistry 2</b> Paper 4 1hr 10 60 marks	<b>Physics 2</b> Paper 6 1hr 10 60 marks															
<b>GCSE (9-1) Biology</b>	<b>GCSE (9-1) Chemistry</b>	<b>GCSE (9-1) Physics</b>															
<b>Biology 1</b> Paper 1 1hr 45 100 marks	<b>Chemistry 1</b> Paper 1 1hr 45 100 marks	<b>Physics 1</b> Paper 1 1hr 45 100 marks															
<b>Biology 2</b> Paper 2 1hr 45 100 marks	<b>Chemistry 2</b> Paper 2 1hr 45 100 marks	<b>Physics 2</b> Paper 2 1hr 45 100 marks															
<b>Tiers of entry</b>	You can do foundation or higher tier But you must enter all 3 subjects and all 6 exams in the same tier	You can do foundation or higher tier You can choose different tiers for each subject  But you have to have the same tier of entry for each exam within a subject (e.g. biology paper 1 and paper 2 would have to be the same tier)															
<b>Courses you can access after GCSE's</b>	All a-level sciences	All a-level sciences															

**List of topics covered in the separate GCSE course**

Topics will be the same as the combined science (see page 15) with the following topics as well.

Biology	Chemistry	Physics
Energy in food Food tests The brain The eye Sexual and asexual reproduction Amino acid and protein synthesis Application of inheritance with blood groups and sex Development of the theory of evolution Tissue culture Advantages and disadvantages of Genetic modification Viruses Plant defenses against disease Immunisation Culturing microorganisms The production of monoclonal antibodies More detailed plant adaptations Plant hormones Homeostasis Kidneys Energy in ecosystems Food security Indicator species Decomposition	Transition metals Rusting Electroplating Alloys Quantitative analysis Yields More detailed moles More detailed dynamic equilibria Chemical cells and fuel cells Testing for ions More detailed hydrocarbons Polymers Alcohols and carboxylic acids Bulk and surface properties of matter including nanoparticles	Work done in crash scenarios Wave behaviour Ultrasound and infrasound Colour Temperature maintenance Uses of radioactivity Nuclear fission and fusion The structure of our solar system The evolution of stars Big bang and evidence for the theory Red-shift Moments Static electricity Uses and dangers of static electricity Motors and magnetic fields Electromagnetic induction Gases Fluids and pressure



**Extra information**

**Tiered papers**

Foundation tier papers are for candidates aiming at grades 1-5. Higher tier papers are for candidates aiming at grades 4–9. (There is an allowed grade 3 for those candidates who just miss the pass mark for the qualification, but if they miss the requirement for a grade 3, students would be awarded a U).

**Recalling equations**

For physics GCSE and the physics component of combined science, there are equations to remember and equations candidates need to be able to apply, numbers differing depending on the route they take. There is no such requirement for chemistry or biology. Requirements, in terms of numbers of equations, are shown below.

**Recall and apply**

	Number in Combined Science	Number in Physics
Foundation	19	21
Higher	20	22

**Apply only**

	Number in Combined Science	Number in Physics
Foundation	6	7
Higher	8	11

**Mathematical skills**

The breadth of mathematics to be assessed in science exams is specified by the Department of Education. This is a list of appropriate mathematical skills to be used in a science context. The level of challenge of the mathematics is specified by Ofqual as illustrated in this table:

Science exam tiers of entry	Level of challenge in mathematics skills
Foundation	KS3 level mathematics
Higher	Foundation tier level mathematics

These percentages are:

- 🔗 Biology – 10%
- 🔗 Physics – 30%
- 🔗 Chemistry – 20%
- 🔗 Combined Science – 20%

Distribution of mathematical skill questions in each paper is shown above.

**Marking of mathematical skills**

Full marks are always awarded for the right answer. But marks are also given for working, including substitution and rearrangement. Credit is given where there are errors carried forward.

**Practical skills**

At least 15% of marks assigned to the assessment of practical skills. This is assessment of both knowledge of core practicals, but also of the students’ ability to apply that knowledge to new contexts, or to apply investigative skills to scenarios presented in the examinations.

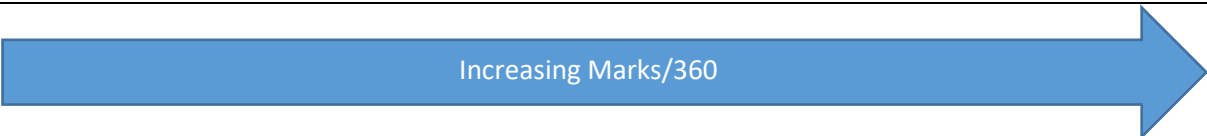
**Grading**

For **separate science**, students will achieve a whole grade for each biology, chemistry and physics. These grades are independent to each other; performance in one subject does not affect the grade in another.

For **combined science**, the marks from each paper is totaled to provide an overall mark out of 360. This then translates to a grade. In combined science you get 2 GCSE’s. The grades will be transferred from a mark to the scale below.

A grade 4-4 would represent 2 grade 4’s.


A grade 3-4, would represent a student achieving a grade 3 and a grade 4 in their combined science GCSE.

																	
Grade	1-1	1-2	2-2	2-3	3-3	3-4	4-4	4-5	5-5	5-6	6-6	6-7	7-7	7-8	8-8	8-9	9-9
Tier	Foundation Tier						Higher Tier										

## **Work related courses/Construction, Engineering and Manufacturing (CEM)**

Mr Brockington/Mr Sweatman

<https://youtu.be/xbyulFGs9Rs>



For some students in key stage 4, taking a full portfolio of GCSE or level 2 courses can be very daunting. Some students are just not ready for the intensity of GCSE, with its terminal examinations, and will be identified as benefitting from a foundation learning programme.

Foundation learners are defined as students who are likely to be more successful on a range of courses covering entry level, level 1 and level 2. Whilst the curriculum content of these courses is similar, the assessment methods are different. Continuous assessment, with work completed in small units with immediate assessment, is a characteristic of applied learning programmes along with a more practical approach and less written work. Examinations usually play a less significant role than in GCSE subjects.

For year 9 students we are able to offer an I.C.E course (independence, confidence and employability) leading to OCN qualifications at entry level. This course is based at Aylsham High School and more details can be found on the following page.

### **Construction, Engineering and Manufacturing**

At Aylsham High School we offer an entry level option; 2 year course over years 10 and 11, called Construction, Engineering and Manufacturing. The course covers a wide range of elements ranging from of construction, timber work, Health and Safety and painting and decorating. With purpose built premises and modern resources we are able to offer this introductory course to our foundation learners.

The qualification is intended to provide learners with a broad introduction to the construction sector, equipping learners with underpinning knowledge and skills specific to the sector alongside a range of transferable employability skills. They are designed to support progression to further learning and ultimately to work in construction or other related sectors.

The course will cover timber construction, brick-laying and general building using a range of materials – giving them the opportunity to build both their confidence and skills; handling and working with a variety of tools and machinery.

Our students will work towards accredited certificates; building an evidence portfolio during the course which can be used to help develop their future CVs.

Students will also select a second option for both years 10 and 11 which will take place in school alongside this course.

## I.C.E Course

Independence, confidence and employability – year 9 only

Mr Sweatman (Lead Teacher)

<https://youtu.be/yA2XRfIXWFY>



**If students are interested in this course they should speak to Mr Sweatman to gain more information.**

This is a year 9 course, for foundation learners, aiming to work on key skills to support our young people in developing confidence, communication and employability skills.

Students will develop their teamwork and communication skills through bushcraft, horticulture, getting out and about and partnership working with the National Trust and Redwings Horse Sanctuary. Students will also complete a travel training course which will give them the opportunity to be proficient in independent road safety travel skills.

In addition to this we have also added in a greater emphasis on the skills needed to access courses in years 10 and 11 so there will also be an opportunity to develop literacy and personal, social and emotional skills.

This course is for you if...

- you want the chance to develop your communication and employability skills
- you like a more practical approach to learning
- you would like to improve your literacy skills in a fun and engaging way
- you want to to develop a higher level of confidence, independence and self-esteem and be better prepared for years 10 and 11
- you like learning in an outdoor environment

The course is run by a number of experienced teachers and our students will work towards accredited certificates; building an evidence portfolio during the course which can be used to help develop their future CVs.